



Case Study: Disability

Enriched lifestyle and improvement in continence care following SIM™ assessment



SCENARIO

- A 25 year old female participant in supported housing with a diagnosis of atypical Rhett's syndrome.
- Although ambulant she is often reluctant to undertake active activities.
- She requires full assistance for all her personal care needs and is incontinent of both urine and faeces.
- The participant has no language to communicate so relies on her carer to assess her needs regarding toileting and product change times.
- The purpose of the SIM™ assessment was to establish optimum toileting times and appropriate capacity for product selection with product change times.

RESULTS

The participant's 72 hour SIM™ assessment indicated inappropriate toileting times so a new toileting schedule with optimal times was planned. There was minimal urine output recorded overnight, resulting in the recommendation of lower capacity product during this period.

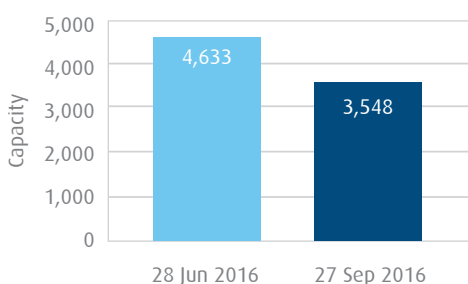
The participant suffers from constipation and the fluid input recorded during the assessment suggested poor hydration which would exacerbate this condition as well as affect her energy levels.

OUTCOMES

- 🌀 Recommended product capacity decreased by 1085mls. The night product reduced from 2900mls to 1800mls.
- ⬆️ Increased fluid intake resulted in improved bowel management and increased levels of activity.
- ⬇️ Reduction in pad cost of \$4.27 per day due to reduction in product capacity.

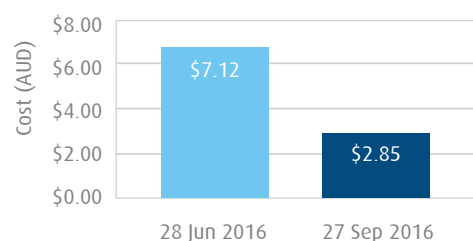
SIM™ ASSESSMENT RECOMMENDATIONS

Total Product Capacity (Per Day)



TOTAL PRODUCT CAPACITY ↓ 1,085mls (per day)

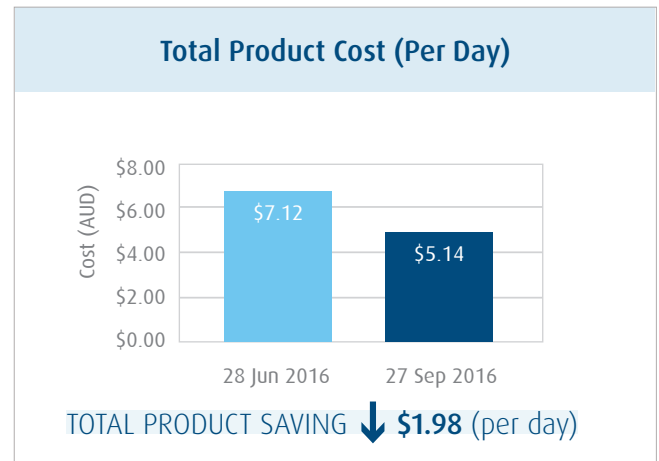
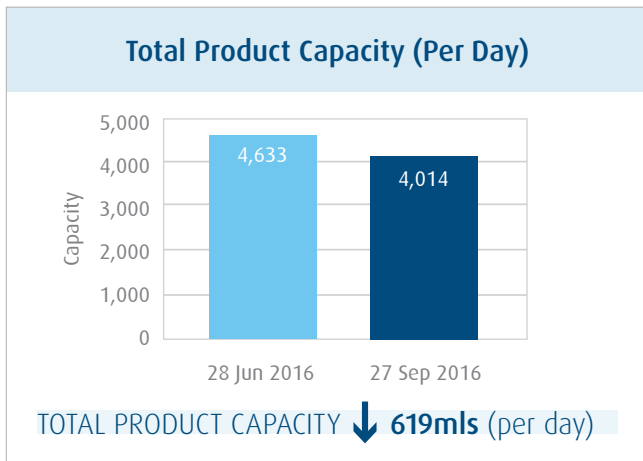
Total Product Cost (Per Day)



TOTAL PRODUCT SAVING ↓ \$4.27 (per day)

RECOMMENDATIONS BASED ON INDIVIDUAL PRODUCT PREFERENCES

For daywear the preference is to wear a Pull Up (brief), and at night an All In One wrap around continence pad. When these products are prescribed the cost saving is still a significant saving of \$1.98 per day.



ASSESSMENT

Two assessments were completed, the first to obtain baseline information which showed poor fluid input and no toileting. The second assessment, after executing a new SIM™ care plan, confirmed improved fluid intake, which resulted in successful toileting and bowel management.

| DAY | TOTAL | | |
|---------|---------------------------|----------------|------------------|
| | WETNESS EVENT VOLUME (ML) | TOILETING (ML) | FLUID INPUT (ML) |
| 1 | 537 | 0 | 500 |
| 2 | 343 | 0 | 950 |
| 3 | 575 | 0 | 725 |
| 4 | 701 | 0 | 625 |
| AVERAGE | 432 | 0 | 561 |
| TOTAL | 2158 | 0 | 2800 |

| DAY | TOTAL | | |
|---------|---------------------------|----------------|------------------|
| | WETNESS EVENT VOLUME (ML) | TOILETING (ML) | FLUID INPUT (ML) |
| 1 | 342 | 0 | 375 |
| 2 | 1097 | 0 | 1625 |
| 3 | 916 | 250 | 1250 |
| 4 | 1358 | 25 | 625 |
| AVERAGE | 371 | 28 | 388 |
| TOTAL | 3713 | 275 | 3875 |

FLUID INPUT AND OUTPUT

Fluid input was closely monitored and showed an overall low intake. Fluid intake was successfully increased, resulting in successful bowel motions at toileting and a decrease in constipation episodes. Her activity levels improved, for example she displayed a more willingness to participate in daily walks.

Smart Incontinence Management solution (SIM™)

MAKE YOUR FUNDING GO FURTHER

Collecting data and creating evidence based care plans has never been easier or faster!

Simavita (Aust) Pty Ltd is a Registered NDIS provider: National – Assist Prod-Pers Care/Safety Provider Registration number - 4050007623

TO FIND OUT MORE ABOUT **ASSESSPLUS** CONTINENCE ASSESSMENTS CONTACT US NOW

1300 746 736 | customerservice@simavita.com | www.simavita.com

